

ODU MEDI-SNAP with metal housing



Merkmale

- robust housing styles
- compatible to the plastic version
- almost all combinations possible
- flexible receptacle design

Part Number Key

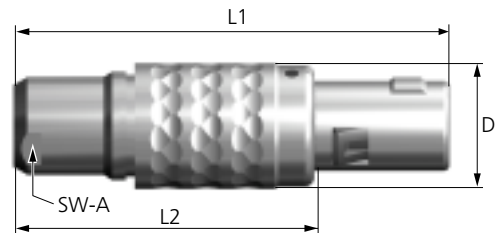
| | | | | | | | | | | | | | | | | | | |
|---|---|---|---|---|---|---|---|---|----|----|----|----|----|----|----|----|----|----|
| 1 | 2 | 3 | 4 | 5 | 6 | 7 | 8 | 9 | 10 | 11 | 12 | 13 | 14 | 15 | 16 | 17 | 18 | 19 |
| | | 1 | M | | C | - | P | | | | | | | - | | | | |



Straight Plug

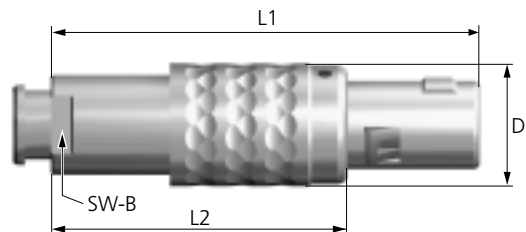
S 1

Style 1 – ODU MEDI-SNAP **straight plug - IP 50** – with Standard Back Nut



S 2

Style 2 – ODU MEDI-SNAP **straight plug - IP 50** – with Back Nut for Cable Bend Relief



| Size | Dimensions in mm | | | | |
|------|------------------|-----|----|------|------|
| | L1 | L2 | D | SW-A | SW-B |
| 1 | ~47 | ~32 | 14 | 10 | 9 |

Contact configuration from page 22


Part Number Key

| | | | | | | | | | | | | | | | | | | |
|---|---|---|---|---|---|---|---|---|----|----|----|----|----|----|----|----|----|----|
| 1 | 2 | 3 | 4 | 5 | 6 | 7 | 8 | 9 | 10 | 11 | 12 | 13 | 14 | 15 | 16 | 17 | 18 | 19 |
| | | | 1 | M | | C | - | P | | | | | | - | | | | |

↑↑
K 5

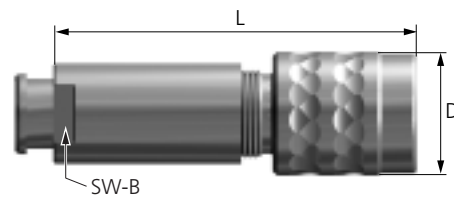
In-Line-Receptacle

Style 5 – ODU MEDI-SNAP In-Line-Receptacle - IP 50 – with Standard Back Nut



K 6

Style 6 – ODU MEDI-SNAP In-Line-Receptacle - IP 50 – with Back Nut for Cable Bend Relief



| Size | Dimensions in mm | | | |
|------|------------------|----|------|------|
| | L1 | D | SW-A | SW-B |
| 1 | ~41 | 14 | 10 | 9 |

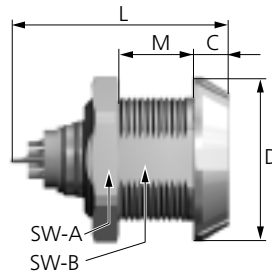
Contact configuration from page 22

ODU MEDI-SNAP In-Line-Receptacle connect to plug for cable-to-cable connection

G 1

Receptacle

Style 1 – ODU MEDI-SNAP Receptacle IP50 installation from front of panel



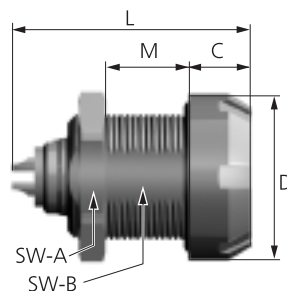
Technical Data

- IP 50 in mated condition
- Anti-rotation feature
- contact configuration and PCB-Layout from page 22

| Size | Dimensions in mm | | | | | | Panel Cut-Out |
|------|------------------|----|---|----|------|------|----------------|
| | L1 max. | D | C | M | SW-A | SW-B | |
| 1 | 24,2 | 19 | 4 | ~9 | 17 | 12,4 | SW 12,5 / Ø 14 |

G 4

Style 4 – ODU MEDI-SNAP Receptacle installation from front of panel



Technical Data

- IP 64 = G41M + S41M
IP 67 = G41M + A51M
in mated condition
- Anti-rotation feature
- contact configuration and PCB-Layout from page 22

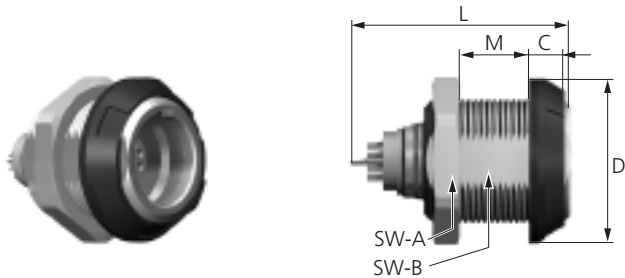
| Size | Dimensions in mm | | | | | | Panel Cut-Out |
|------|------------------|------|---|-----|------|------|----------------|
| | L1 max. | D | C | M | SW-A | SW-B | |
| 1 | 28,6 | 18,5 | 7 | ~10 | 17 | 12,4 | SW 12,5 / Ø 14 |

Part Number Key

| | | | | | | | | | | | | | | | | | | | |
|---|---|---|---|---|---|---|---|---|----|----|----|----|----|----|----|----|----|----|--|
| 1 | 2 | 3 | 4 | 5 | 6 | 7 | 8 | 9 | 10 | 11 | 12 | 13 | 14 | 15 | 16 | 17 | 18 | 19 | |
| | | | | 1 | M | | C | - | P | | | | | | | - | | | |

G 5

Style 5 – ODU MEDI-SNAP **Receptacle IP50** installation from rear or front of panel



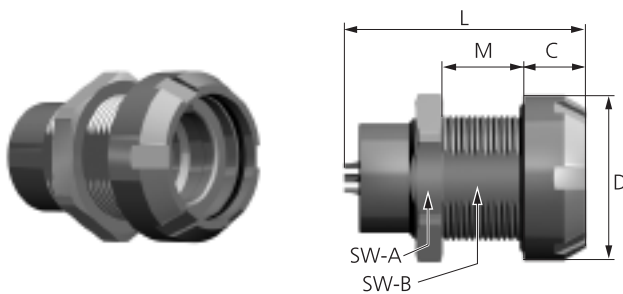
Technical Data

- IP 50 in mated condition
- Anti-rotation feature
- contact configuration and PCB-Layout from page 22

| Size | Dimensions in mm | | | | | | Panel Cut-Out |
|------|------------------|----|---|----|------|------|----------------|
| | L max. | D | C | M | SW-A | SW-B | |
| 1 | 24,2 | 19 | 4 | ~9 | 17 | 12,4 | SW 12,5 / Ø 14 |

G A

Style A – ODU MEDI-SNAP **Receptacle** installation from front of panel



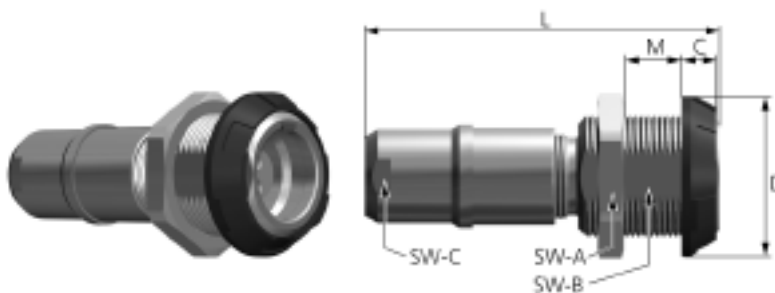
Technical Data

- IP 64 = GA1M + S41M
- IP 67 = GA1M + A51M in mated condition
- **IP 68 in reference to the end device**
- Anti-rotation feature
- contact configuration and PCB-Layout from page 22

| Size | Dimensions in mm | | | | | | Panel Cut-Out |
|------|------------------|------|---|-----|------|------|----------------|
| | L1 max. | D | C | M | SW-A | SW-B | |
| 1 | 30,8 | 18,5 | 7 | ~10 | 17 | 12,4 | SW 12,5 / Ø 14 |

G 6

Style 6 – ODU MEDI-SNAP **Receptacle IP50**, with strain relief, installation from rear or front of panel with standard back nut



Technical Data

- IP 50 in mated condition
- Anti-rotation feature
- **Applicaton with Cable Bend Relief on request**

| Size | Dimensions in mm | | | | | | | Panel Cut-Out |
|------|------------------|----|---|----|------|------|------|----------------|
| | L max. | D | C | M | SW-A | SW-B | SW-C | |
| 1 | ~40 | 19 | 4 | ~9 | 17 | 12,4 | 10 | SW 12,5 / Ø 14 |

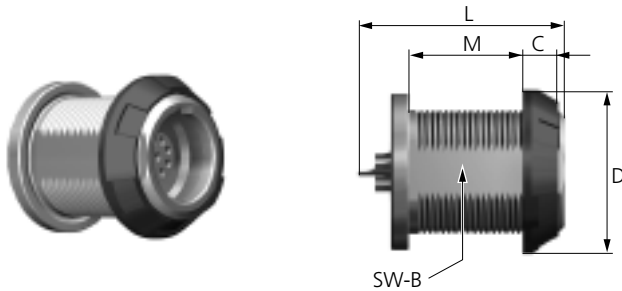
Part Number Key

| | | | | | | | | | | | | | | | | | | |
|---|---|---|---|---|---|---|---|---|----|----|----|----|----|----|----|----|----|----|
| 1 | 2 | 3 | 4 | 5 | 6 | 7 | 8 | 9 | 10 | 11 | 12 | 13 | 14 | 15 | 16 | 17 | 18 | 19 |
| | | | 1 | M | | C | - | P | | | | | | - | | | | |



G K

Style K – ODU MEDI-SNAP **Receptacle IP50** with strain relief, installation from rear of panel



Technical Data

- IP 50 in mated condition
- Anti-rotation feature
- contact configuration and PCB-Layout from page 22

| Size | Dimensions in mm | | | | | Panel Cut-Out |
|------|------------------|----|---|-------|------|----------------|
| | L max. | D | C | M | SW-B | |
| 1 | 24,2 | 19 | 4 | ~13,5 | 12,4 | SW 12,5 / Ø 14 |

Order informations

| | | | | | | | | | | | | | | | | | | |
|---|---|---|---|---|---|---|---|---|----|----|----|----|----|----|----|----|----|----|
| 1 | 2 | 3 | 4 | 5 | 6 | 7 | 8 | 9 | 10 | 11 | 12 | 13 | 14 | 15 | 16 | 17 | 18 | 19 |
| G | 1 | 1 | M | 0 | C | - | P | 0 | 5 | L | J | G | 0 | - | 0 | 0 | C | 0 |

Coding
(see page 25)

Number of contacts; insulator; kind of termination)
(see page 22 - 27)

Cable collet (if necessary)
(see page 28)

Colour coding: C = all front- and/or backnuts in metal (matt chrome)
(1-8 = see page 29)