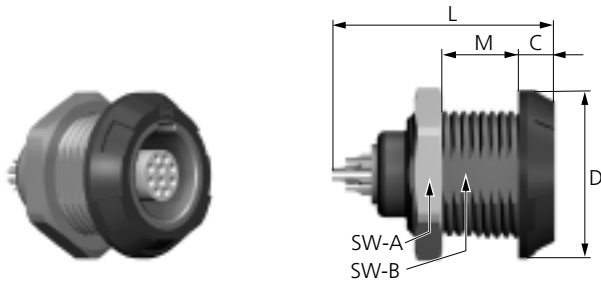


Part Number Key

1	2	3	4	5	6	7	8	9	10	11	12	13	14	15	16	17	18	19
		1	M			-	P							-				0

Receptacle

G 1 Style 1 – ODU MEDI-SNAP receptacle IP50, installation from front of panel

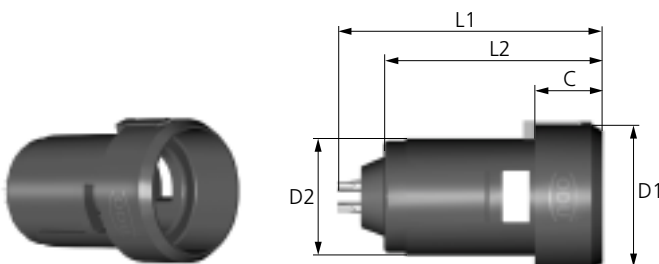


Technical Data

- IP 50 in mated condition
- Anti-rotation feature
- contact configuration and PCB-Layout from page 22

Size	Dimensions in mm						Panel Cut-Out
	L max.	D	C	M max.	SW-A	SW-B	
1	24,2	19	4	~9	17	12,4	SW 12,5 / Ø 14

G 2 Style 2 – ODU MEDI-SNAP receptacle IP50, one-piece housing, snap-in assembly



Technical Data

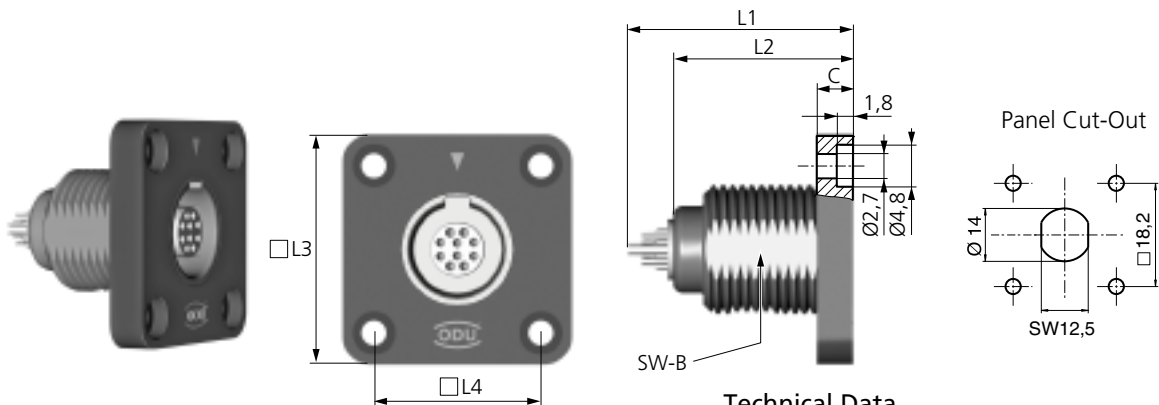
- IP 50 in mated condition
- Anti-rotation feature
- Housing and insulator made in special plastic
- On Position 8 of the P/N there is a 0
- Special Protective Cover see page 33
- Autoclavable version on request

Size	Dimensions in mm				
	L1 max.	L2	C	D1	D2
1	31,2	26,7	7,5	16	13

Receptacle mated with Protective Cover (page 33)



G 3 Style 3 – ODU MEDI-SNAP receptacle IP50, installation from front of panel



Technical Data

- IP 50 in mated condition
- Anti-rotation feature
- contact configuration and PCB-Layout from page 22
- On position 19 of the P/N there is a "2"


Size	Dimensions in mm					
	L1 max.	L2	L3	L4	C	SW-B
1	24,2	20,2	25	18,2	4	12,4

Part Number Key

1	2	3	4	5	6	7	8	9	10	11	12	13	14	15	16	17	18	19
			1	M			-	P						-				0

Receptacle

G 4 Style 4 – ODU MEDI-SNAP Receptacle, installation from front of panel



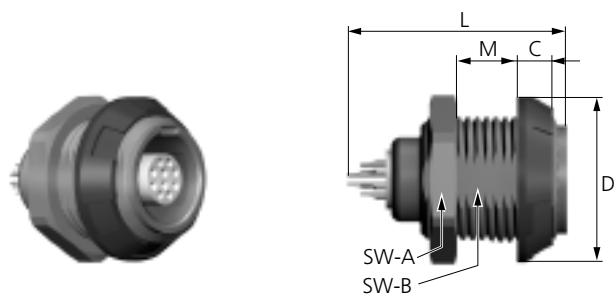
Technical Data

- IP 64 = G41M + S41M
IP 67 = G41M + A51M in mated condition
- Anti-rotation feature
- contact configuration and PCB-Layout from page 22

Only available in black. Other colour codings available on request.

Size	Dimensions in mm							Panel Cut-Out
	L max.	D	E	C	M max.	SW-A	SW-B	
1	28,5	19	1	8,1	~8	17	12,4	SW 12,5 / Ø 14

G 5 Style 5 – ODU MEDI-SNAP Receptacle IP50 installation from rear or front of panel




Technical Data

- IP 50 in mated condition
- Anti-rotation feature
- contact configuration and PCB-Layout from page 22

Size	Dimensions in mm						Panel cut-out
	L max.	D	C	M max.	SW-A	SW-B	
1	24,2	19	4	~9	17	12,4	SW 12,5 / Ø 14

G 6 Style 6 – ODU MEDI-SNAP receptacle IP50, with strain relief, installation from rear or front of panel with standard backnut



Technical Data

- IP 50 in mated condition
- Anti-rotation feature
- contact configuration and PCB-Layout from page 22
- Application with cable bend relief on request

Size	Dimensions in mm						Panel cut-out
	L max.	D	C	M max.	SW-A	SW-B	
1	~40	19	4	~9	17	12,4	SW 12,5 / Ø 14

Attention:

All receptacles are also available without front nut or hex nut. Part numbers on request.